



Packaging



HORIZONTAL POUCH MACHINES

HB-10

CARACTERÍSTICAS EFFYTEC

- Carga frontal de bobinas
- Máquina de reducidas dimensiones y de mayor producción
- Bancada autoportante, limpia y sin concavidades
- Ejecución inox estándar
- Eje de bobina expandible sin necesidad de herramientas
- Soldaduras paralelas
- Levas de baja inercia
- Sistema de corte de alta resistencia y bajo mantenimiento
- Tele asistencia remota
- Máquina simple
- Desbobinado continuo
- Configuración eléctrica en red
- Memorias de formatos programadas en recetas

EFFYTEC FEATURES

- Front reels loading
- Machine with reduced sizes and higher output
- Self-supported frame, clean and without holes
- Standard stainless execution
- Reel shaft expandable without toolings
- Parallel sealings
- Low inertia cams
- Low maintenance and high durability cutting device
- Remote tele assistance
- Simplex machine
- Continuous unwinding
- Net electrical configuration
- Formats memory programmed in recipes



CARACTERISTIQUES EFFYTEC

- Chargement frontale de bobines
- Machine de mesures réduites et plus haute performance
- Bâti autosupportable, propre et sans concavités
- Exécution inoxydable standard
- Axe de bobine extensible sans besoin d'outillages
- Soudures parallèles
- Cames de baisse inertie
- Système de coupe d'haute résistance et baisse maintenance
- Télé assistance à distance
- Machine simplex
- Déroulage continu
- Configuration électrique en réseau
- Mémoires de formats programmées en recettes

MACHINE DIMENSIONS	A	B	C	D*	E*
HB-10	1920	1400	870	2500	3420

*minimum recommendable location area. Dimensions = mm.





- 1 Eje bobina de fijación neumática
- 2 Rodillos compensadores
- 3 Guía film
- 4 Soldadura inferior
- 5 Abridor mecánico
- 6 Soldadura vertical paralela
- 7 Estación dosificado
- 8 Soldadura superior
- 9 Grupo de corte
- 10 Rampa de salida

- 1 Pneumatic fixation reel shaft
- 2 Compensating rollers
- 3 Film guide
- 4 Bottom sealing
- 5 Mechanical opener
- 6 Paralel vertical sealer
- 7 Filling station
- 8 Upper sealing
- 9 Cutting group
- 10 Exit ramp

- 1 Axe de bobine de fixation pneumatique
- 2 Rouleaux compensateurs
- 3 Guide du film
- 4 Soudure inférieure
- 5 Ouvreur mécanique
- 6 Soudure verticale parallèle
- 7 Station de dosage
- 8 Soudure supérieure
- 9 Groupe de coupe
- 10 Rampe de sortie

HB-10



TECHNICAL DATA

HB-10 SIMPLEX












Filling stations	1
Maximum volume (1)	50 cc
Outside reel diameter	400 mm
Core reel diameter	70-75 mm
Maximum output	110 cycles/min.
Power consumption	20 kw
Air consumption (2)	250 l/min.
Minim. format	40 x 40
Max. format	100 x 130

(1) Depending on product, film, formats and final machine configuration.

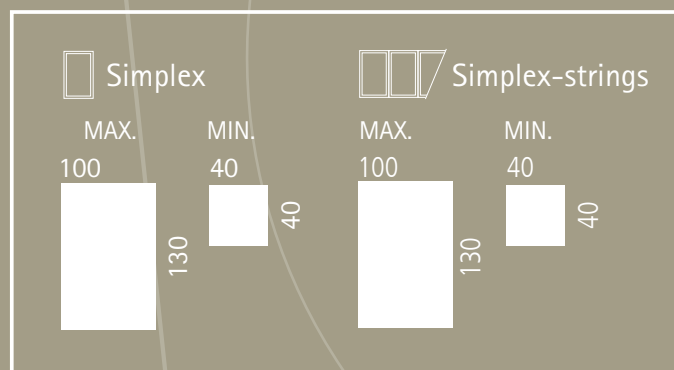
(2) Approx. data are for guidance only.

Effytec reserve the right to modify the machines due to ongoing technical development without prior notice.

TYPES OF SACHETS

SIMPLEX	SIMPLEX-STRINGS
 FLAT SACHET 3 SEALED-SIDE	
 FLAT SACHET 4 SEALED-SIDE	
 PARTIAL SHAPED	
 EUROHOLE	
 TOWELETTES	
 TWIN	

SACHET RANGE DIMENSIONS



EFICIENCIA Y TECNOLOGÍA, S.A.

c/ Bellveí 41-49, nave 9 - Pol. Industrial Can Salvatella
08210 Barberà del Vallès - Barcelona (Spain)

Telf. (+34) 93 718 58 40 - Fax: (+34) 93 718 82 21

www.effytec.com - info@effytec.com